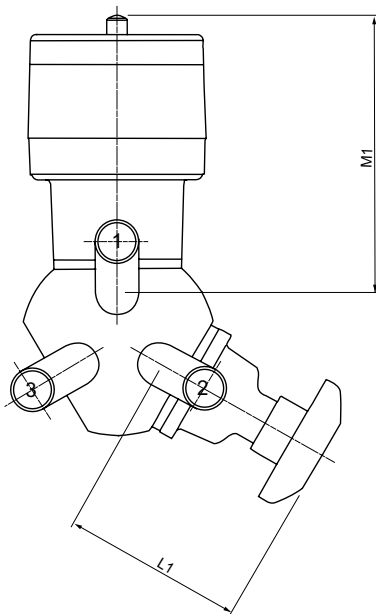
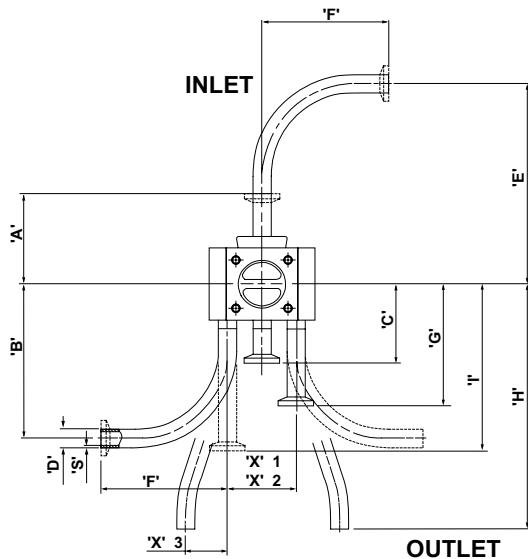


Multiport Diverter Valve – 3 Way Diverter

HC4 Diaphragm Valves



	0.50" (DN15)	0.75" (DN20)	1.00" (DN25)	1.50" (DN40)	2.00" (DN50)
A	2.5"	2.6"	2.8"	3.5"	4.0"
B	4.2"	4.4"	4.6"	6.6"	8.1"
C	2.2"	2.4"	2.5"	3.0"	3.3"
E	5.5"	5.6"	5.8"	7.9"	9.8"
F	3.5"	3.5"	3.5"	5.0"	6.2"
G	3.3"	3.5"	3.7"	4.2"	4.5"
H (16SWG)	4.6"	6.2"	7.2"	9.0"	10.9"
H (ISO)	6.2"	7.0"	8.1"	10.1"	11.8"
I	4.5"	4.7"	4.9"	5.3"	5.7"
D/S	(see tube dimensions overleaf)				
*X ₁	1.6"	1.8"	2.5"	2.8"	3.7"
*X ₂	1.5"	2.0"	2.4"	3.1"	3.7"
*X ₃	1.2"	1.2"	1.2"	1.2"	1.6"
90° inlet/ outlet ctrs. (B+E)	9.7"	10.1"	10.5"	14.5"	18.0"
Butt Weld o/length (A+G)	5.8"	6.2"	6.6"	7.6"	8.5"
Butt Weld o/length for orbital welding (A+H)					
16SWG:	7.1"	8.8"	10.0"	12.4"	14.9"
ISO:	8.7"	9.6"	11.0"	13.6"	15.9"
Triclamp o/length					
short (A+C)	4.6"	5.0"	5.4"	6.4"	7.4"
medium (A+G)	5.8"	6.2"	6.6"	7.6"	8.5"
long (A+I)	7.0"	7.4"	7.7"	8.8"	9.7"
ISO					
manual open: L1	4.2"	4.6"	5.6"	8.0"	9.1"
EC open: M1	5.3"	7.3"	7.8"	10.6"	11.6"
16 swg					
manual open: L1	4.0"	4.3"	5.5"	7.5"	8.8"
EC open: M1	5.1"	7.0"	7.6"	10.1"	11.4"

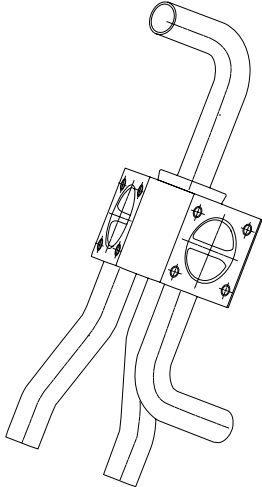
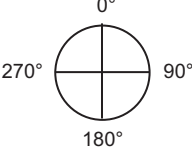
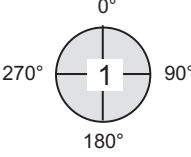
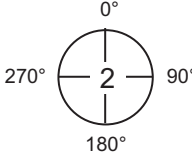
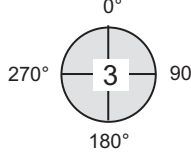
* X1 dimension is for 16SWG and Triclamp to ASTM A269/A270

X2 dimension is for ISO and DIN

X3 please note additional offset for orbital welding on butt weld option

HC4/04/1/01/11.02

Inlet/Outlet connections

	Inlet	Outlets			
					
Triclamp					
Butt Weld	3 (in example shown)	3 (in example shown)	3 (in example shown)	3 (in example shown)	3 (in example shown)
Elbow (90°) orientation	0°		180°		

The orientation of the inlet and outlets is always looking at the valve body from the outlet side.

Surface Finish

ASME BPE Code	Saunders Finish Code	Ra (Max)	Mechanical Polish	Electro-Polish
SFV1	7	20	Yes	No
SFV2	5	25	Yes	No
SFV3	3	30	Yes	No
SFV4	8	15	Yes	Yes
SFV5	2	20	Yes	Yes
SFV6	6	25	Yes	Yes
SFV7	1	10	Yes	Yes

Materials

- 316L
- 1.4435
- Others – available on request

Inlet and outlet options

- 90° elbows
- butt weld – ASTM A269/A270
Schedule 5,10,40
ISO 1127
DIN
- Triclamp

in	ASTM A269/A270		Schedule				ISO 1127		DIN 11850					
	D	16swg S	D	5S S	10S S	40S S	D	S	Series 1		Series 2		Series 3	
	D	S	D	S	S	S	D	S	D	S	D	S	D	S
0.50"	0.5"	0.06"	0.8"	0.06"	0.08"	0.1"	0.8"	0.06"	0.7"	0.04"	0.7"	0.06"	0.8"	0.08"
0.75"	0.7"	0.06"	1.0"	0.06"	0.08"	0.1"	1.0"	0.06"	0.9"	0.04"	0.9"	0.06"	0.9"	0.08"
1.00"	1.0"	0.06"	1.3"	0.06"	0.1"	0.1"	1.3"	0.08"	1.1"	0.04"	1.1"	0.06"	1.2"	0.08"
1.50"	1.5"	0.06"	1.9"	0.06"	0.1"	0.1"	1.9"	0.08"	1.6"	0.04"	1.6"	0.06"	1.6"	0.08"
2.00"	2.0"	0.06"	2.4"	0.06"	0.1"	0.1"	2.4"	0.1"	2.0"	0.04"	2.1"	0.06"	2.1"	0.08"

Crane Process Flow Technologies
 Saunders HC4 Products
 9860 Johnson Road
 Montgomery, Texas 77316
 www.cranesaunders.com
 PH 936-588-4447
 Fax 936-588-8302