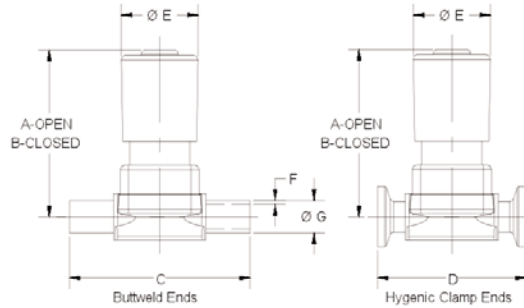


Standard Two-Way Valve Dimensions

HC4 Diaphragm Valves

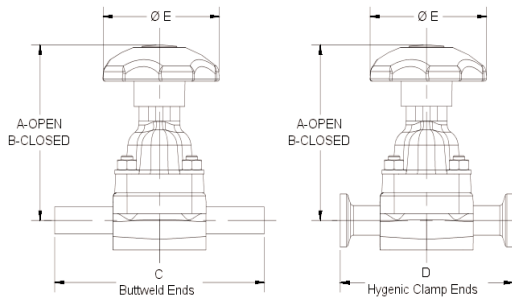
Bio-Seal Manual Bonnets (0.25"-0.50") [#B29/B36]



Size	A	B	C	D	E	F (16swg)	F (18swg)	F (20swg)	G
0.25	2.64	2.44	3.07	2.53	1.34	0.065	0.049	0.035	0.25
0.38	2.64	2.44	3.07	2.53	1.34	0.065	0.049	0.035	0.38
0.50	2.64	2.44	3.07	2.53	1.34	0.065	0.049	--	0.50

HC4/U03/01/01.01U

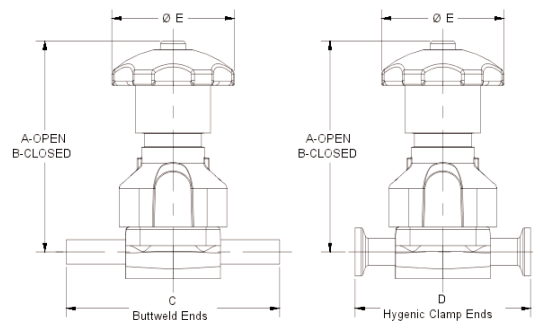
PARA Manual Bonnets (0.50"-2.00") [#59/60]



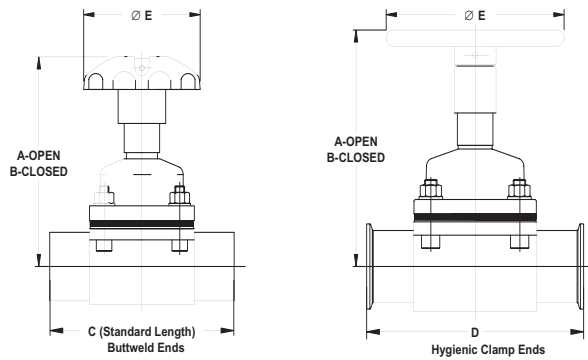
Size	A	B	C	D	E
0.50	3.46	3.19	4.25	3.50	2.52
0.75	3.58	3.39	4.62	4.00	2.56
1.00	4.57	4.17	5.00	4.50	3.23
1.50	6.65	5.98	6.26	5.50	4.65
2.00	7.40	6.46	7.48	6.25	4.80

PES Manual Bonnets (0.50"-3.00") [#50]

Size	A	B	C	D	E
0.50	4.33	4.06	4.25	3.50	2.44
0.75	4.57	4.17	4.62	4.00	2.44
1.00	5.75	5.20	5.00	4.50	3.15
1.50	7.99	7.13	6.26	5.50	5.51
2.00	8.35	7.20	7.48	6.25	5.51
2.50	8.50	7.44	8.54	7.62	5.51
3.00	11.34	9.65	10.00	8.75	9.84

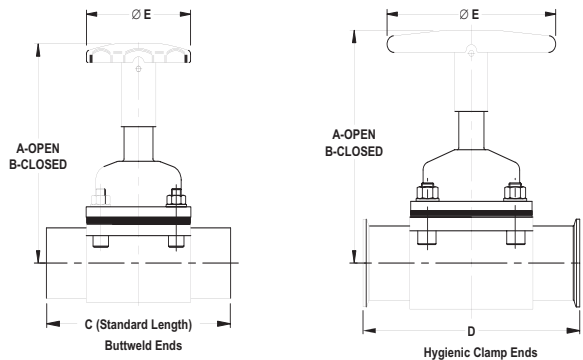


Stainless Steel Non-Sealed Manual Bonnets (0.50"-6.00") [#36]



Size	A	B	C	D	E
0.50	3.46	3.19	4.25	3.50	2.44
0.75	3.58	3.35	4.62	4.00	2.44
1.00	4.49	4.09	5.00	4.50	3.15
1.50	6.46	5.79	6.26	5.50	4.72
2.00	7.28	6.34	7.48	6.25	4.72
2.50	9.41	8.11	8.54	7.62	6.69
3.00	10.24	8.86	10.00	8.75	9.96
4.00	12.72	11.06	13.02	11.25	11.02
6.00	17.52	14.76	18.01	15.98	14.49

Stainless Steel Sealed Manual Bonnets (0.50"-3.00") [#18]



Size	A	B	C	D	E
0.50	3.98	3.70	4.25	3.50	2.44
0.75	4.13	3.86	4.62	4.00	2.44
1.00	4.80	4.41	5.00	4.50	3.15
1.50	6.34	5.75	6.26	5.50	3.94
2.00	7.40	6.46	7.48	6.25	4.41
2.50	8.94	7.72	8.54	7.62	6.69
3.00	9.92	8.46	10.00	8.75	8.66

Combination ends available as well as hose-barb, I-Line, VCR, schedule pipe, and others. Contact your Saunders distributor for more information.

Crane Process Flow Technologies
 Saunders HC4 Products
 9860 Johnson Road
 Montgomery, Texas 77316
www.cranesaunders.com
 PH 936-588-4447
 Fax 936-588-8302